

**RAMNAGAR COLLEGE**

**(GOVERNMENT AIDED COLLEGE)**

**AFFILIATED TO VIDYASAGAR UNIVERSITY**

**STUDENT SATISFACTION SURVEY**

**AY: 2022-23**



**Table of content:**

<b>Sl. No.</b>	<b>Description</b>
1.	Brief description of the method of survey
2.	Questionnaire
3.	Analysis of the survey
4.	Report



# **1. Brief description of the method of survey**

Student Satisfaction Survey (SSS) is primarily focused on the determination of the level of satisfaction of the students regarding Teaching Learning & Evaluation process followed in our college. It is conducted every year from the final year/final semester students (both UG & PG). The responses from the students are collected based on the questionnaire guided by NAAC. The questionnaire of SSS covers twenty one questions out of which twenty questions are of objective type and one question provides the opportunity for the students to give their suggestions in descriptive way to improve the quality of the teaching learning process of our college. The response is based on five point scale as given in the questionnaire.

## 2. Questionnaire

**National Assessment and Accreditation  
Council (NAAC) Student Satisfaction  
Survey**

**Key Indicator - 2.7.1**

**Under Criterion II of Teaching – Learning  
and Evaluation**

### Guidelines for Students

NAAC (National Assessment and accreditation council) is conducting a Student Satisfaction Survey regarding Teaching – Learning and Evaluation, which will help to upgrade the quality in higher education. A student will have to respond to all the questions given in the following format with her/his sincere effort and thought. Her/his identity will not be revealed.

A) Please confirm this is the first and only time you answer this survey.

a)  Yes                      b)  No

B) Age:                                      C) College Name:

D) Gender:    a)  Female    b)  Male                      c)  Transgender

E) What degree program are you pursuing now?

a)  Bachelor's                      b)  Master's                      c)  MPhil  
d)  Doctorate                      e) Other (                      )

F) What subject area are you currently pursuing?

a)  Arts                                      b)  Commerce                      c)  Science  
d)  Professional                      e) Other: (                      )

### Instructions to fill the questionnaire

- All questions should be compulsorily attempted.
- Each question has five responses, choose the most appropriate one.
- The response to the qualitative question no. 21 is student's opportunity to give suggestions or improvements; she/he can also mention weaknesses of the institute here. (Kindly restrict your response to teaching learning process only)



## Criterion II – Teaching–Learning and Evaluation Student

### Satisfaction Survey on Teaching Learning Process

Following are questions for student satisfaction survey regarding teaching-learning process.

1. How much of the syllabus was covered in the class?
  - 4 – 85 to 100%
  - 3 – 70 to 84%
  - 2 – 55 to 69%
  - 1– 30 to 54%
  - 0 –Below 30%
  
2. How well did the teachers prepare for the classes?
  - 4 –Thoroughly
  - 3 – Satisfactorily
  - 2 – Poorly
  - 1 – Indifferently
  - 0 – Won't teach at all
  
3. How well were the teachers able to communicate?
  - 4 – Always effective
  - 3 – Sometimes effective
  - 2 – Just satisfactorily
  - 1– Generally ineffective
  - 0– Very poor communication
  
4. The teacher's approach to teaching can best be described as
  - 4– Excellent
  - 3 – Very good
  - 2 – Good
  - 1 – Fair
  - 0– Poor



5. Fairness of the internal evaluation process by the teachers.

- 4 – Always fair
- 3 – Usually fair
- 2 – Sometimes unfair
- 1 – Usually unfair
- 0– Unfair

6. Was your performance in assignments discussed with you?

- 4 – Every time
- 3 – Usually
- 2 – Occasionally/Sometimes
- 1 – Rarely
- 0– Never

7. The institute takes active interest in promoting internship, student exchange, field visit opportunities for students.

- 4 – Regularly
- 3 – Often
- 2 – Sometimes
- 1 – Rarely
- 0– Never

8. The teaching and mentoring process in your institution facilitates you in cognitive, social and emotional growth.

- 4 – Significantly
- 3 – Very well
- 2 – Moderately
- 1 – Marginally
- 0– Not at all

9. The institution provides multiple opportunities to learn and grow.

- 4 – Strongly agree
- 3 – Agree
- 2 – Neutral
- 1 – Disagree
- 0– Strongly disagree



10. Teachers inform you about your expected competencies, course outcomes and programme outcomes.
- 4 – Every time
  - 3 – Usually
  - 2– Occasionally/Sometimes
  - 1 – Rarely
  - 0– Never
11. Your mentor does a necessary follow-up with an assigned task to you.
- 4 – Every time
  - 3 – Usually
  - 2 – Occasionally/Sometimes
  - 1 – Rarely
  - 0 – I don't have a mentor
12. The teachers illustrate the concepts through examples and applications.
- 4 – Every time
  - 3 – Usually
  - 2 – Occasionally/Sometimes
  - 1– Rarely
  - 0 – Never
13. The teachers identify your strengths and encourage you with providing right level of challenges.
- 4 – Fully
  - 3 – Reasonably
  - 2 – Partially
  - 1 – Slightly
  - 0– Unable to
14. Teachers are able to identify your weaknesses and help you to overcome them.
- 4 – Every time
  - 3 – Usually
  - 2 – Occasionally/Sometimes
  - 1 – Rarely
  - 0 – Never



15. The institution makes effort to engage students in the monitoring, review and continuous quality improvement of the teaching learning process.

4 – Strongly agree

3 – Agree

2 – Neutral

1 – Disagree

0 – Strongly disagree

16. The institute/ teachers use student centric methods, such as experiential learning, participative learning and problem solving methodologies for enhancing learning experiences.

4 – To a great extent

3 – Moderate

2 – Somewhat

1 – Very little

0 – Not at all

17. Teachers encourage you to participate in extracurricular activities.

4 – Strongly agree

3 – Agree

2 – Neutral

1 – Disagree

0 – Strongly disagree

18. Efforts are made by the institute/ teachers to inculcate soft skills, life skills and employability skills to make you ready for the world of work.

4 – To a great extent

3 – Moderate

2 – Somewhat

1 – Very little

0 – Not at all

19. What percentage of teachers use ICT tools such as LCD projector, Multimedia, etc. while teaching.

4 – Above 90%

3 – 70 – 89%

2 – 50 – 69%

1 – 30 – 49%

0 – Below 29%



20. The overall quality of teaching-learning process in your institute is very good. 4 – Strongly agree  
3 – Agree  
2 – Neutral  
1 – Disagree  
0 – Strongly disagree

21. Give three observation / suggestions to improve the overall teaching – learning experience in your institution.

a)

b)

c)

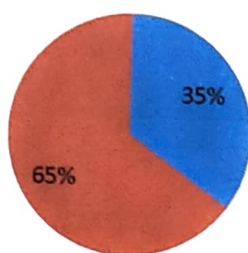
## 2. Analysis of the Survey

I. Please confirm this is the first and only time you answer this survey



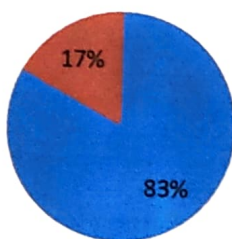
■ Yes  
■ No

II. Gender



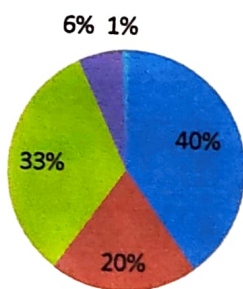
■ Male  
■ Female  
■ Transgender

III. What degree program are you pursuing now



■ Bachelor's  
■ Master's  
■ M.Phil  
■ Doctorate  
■ Other

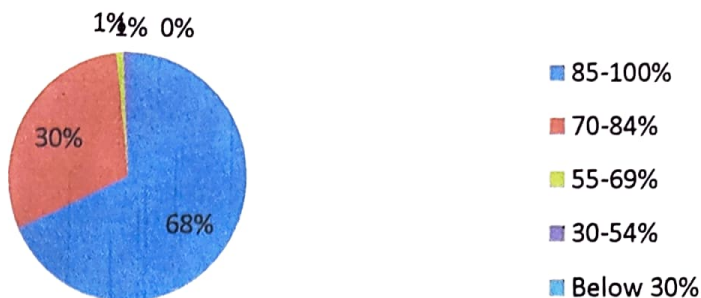
IV. What subject area are you currently pursuing



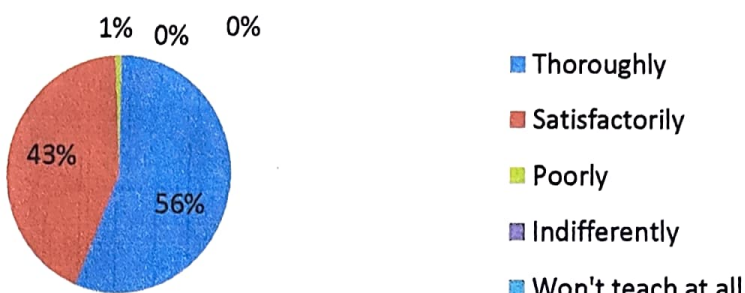
■ Arts  
■ Commerce  
■ Science  
■ Professional  
■ Other



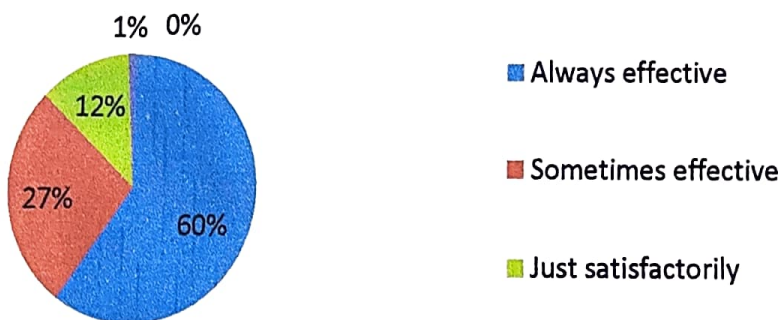
**Q.1. How much of the syllabus was covered in the class**



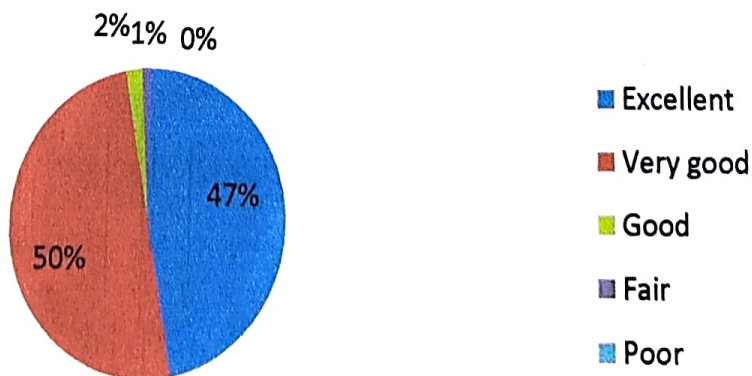
**Q.2. How well did the teachers prepare for the classes**



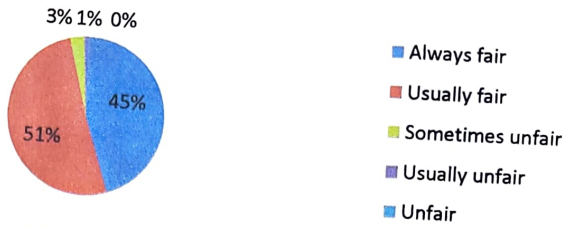
**Q.3. How well were the teachers able to communicate**




**Q.4. The teacher's approach to teaching can best be described as**



**Q.5. Fairness of the internal evaluation process by the teachers**



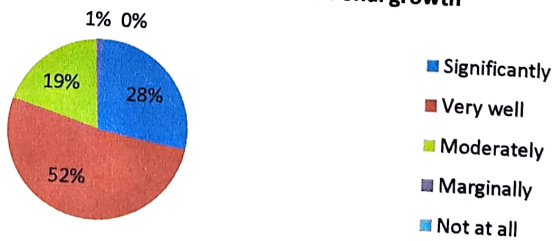
**Q.6. Was your performance in assignments discussed with you**



**Q.7. The institute takes active interest in promoting internship, student exchange, field visit opportunities for students**



**Q.8. The teaching and mentoring process in your institution facilitates you in cognitive, social and emotional growth**



**Q.5. Fairness of the internal evaluation process by the teachers**



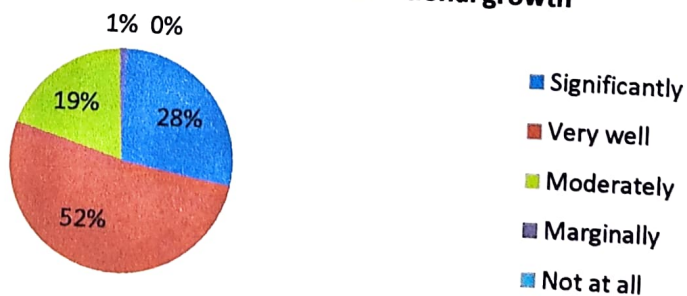
**Q.6. Was your performance in assignments discussed with you**



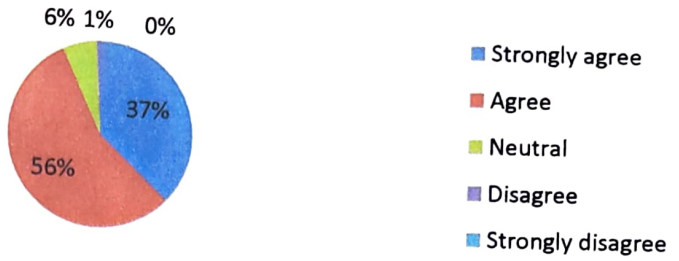
**Q.7. The institute takes active interest in promoting internship, student exchange, field visit opportunities for students**



**Q.8. The teaching and mentoring process in your institution facilitates you in cognitive, social and emotional growth**



**Q.9. The institution provides multiple opportunities to learn and grow**




**Q.10. Teachers inform you about your expected competencies, course outcomes and programme outcomes**




**Q.11. Your mentor does a necessary follow-up with an assigned task to you**




**Q.12. The teachers illustrate the concepts through examples and applications**



**Q.13. The teachers identify your strengths and encourage you with providing right level of challenges**




**Q.14. Teachers are able to identify your weaknesses and help you to overcome them**



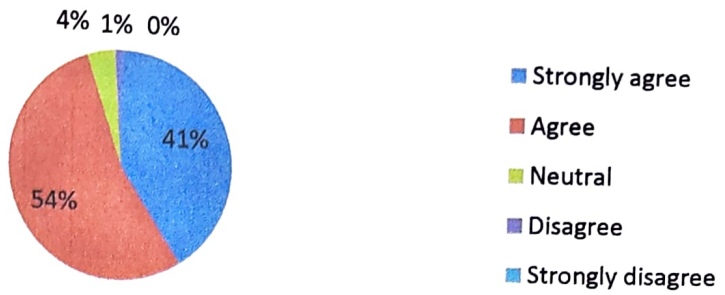
**Q.15. The institution makes effort to engage students in the monitoring, review and continuous quality improvement of the teaching learning process**



**Q.16. The institute/ teachers use student centric methods, such as experiential learning, participative learning and problem solving methodologies for enhancing learning experiences**



**Q.17. Teachers encourage you to participate in extracurricular activities**



**Q.18. Efforts are made by the institute/ teachers to inculcate soft skills, life skills and employability skills to make you ready for the world of work**



**Q.19. What percentage of teachers use ICT tools such as LCD projector, Multimedia, etc. while teaching**



**Q.20. The overall quality of teaching-learning process in your institute is very good**



Q.21. Give three observation / suggestions to improve the overall teaching – learning experience in your institution.

- a. Arrange skill based workshop/project.
- b. Arrange a platform for students for presentation/exhibition.
- c. Engagement in research related assignments.



## 4. Report

We have discovered some significant critical aspects pertaining to the degree of student satisfaction with our college's teaching and learning process from the survey analysis presented above. The overall academic activities are found satisfactory for the students of our institution. The methodology of teaching-learning, evaluation process, teacher-student interaction, extracurricular activities etc. are proved to be beneficial for the academic as well as skill development of the students. In this academic session 22-23, the Institution's Innovation Council, Ramnagar College cell has arranged different kinds of student-centric events such as promoting new business ideas, skill enhancement workshop, model exhibition etc. to nurture the innovative ideas of those young minds (Details and reports are submitted in IIC portal). Such initiatives are found to be fruitful in promoting entrepreneurship among the students. The IQAC and college authority give deep attention to the findings of this survey and try to take actions to keep the most of the students satisfied in the course of the teaching learning process.



Principal  
Ramnagar College

*Principal,*  
**Ramnagar College**  
Depal, Purba Medinipur

